REV	REVISION DESCRIPTION	AUTHORIZATIONS
X	X	DESIGNER: SVS 04/28/2014 CHECKER: --- --/--/-- DATASET CHECKER: --- --/--/-- APPROVAL: --- --/--/--

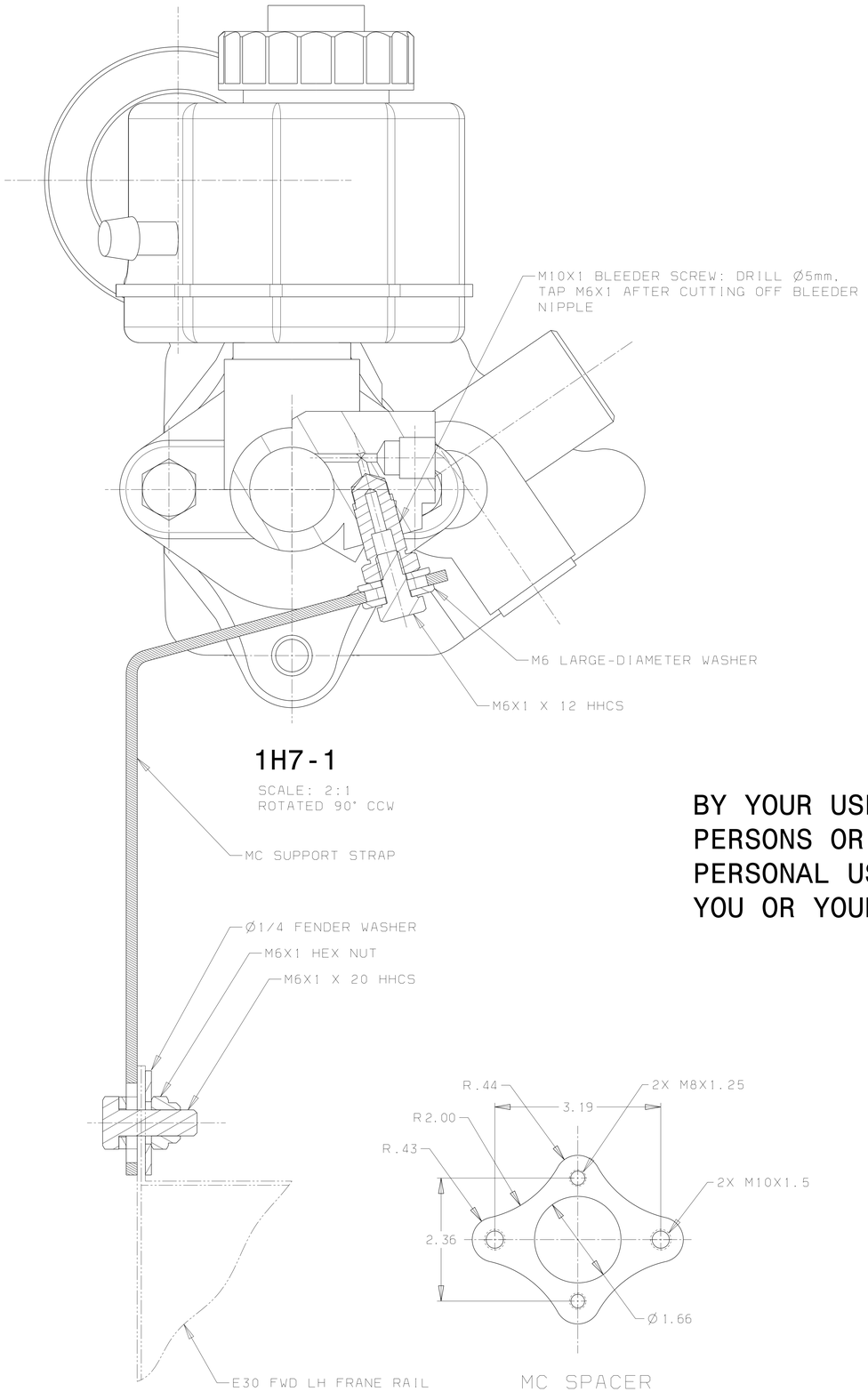

1H7-1

SCALE: 2:1
ROTATED 90° CCW

101 VERIFY THIS DIMENSION FOR YOUR SET-UP. DEPTH OF RECESS IN HYDROBOOST ASSY MAY VARY, OR IF A DIFFERENT BENDIX HB IS USED. THERE SHOULD BE FREE PLAY BETWEEN HB AND BMW MASTER CYL. FREE-PLAY MUST BE PRESENT FOR BRAKES TO FUNCTION PROPERLY!

102 USE A STANDARD HACK-SAW TO CAREFULLY CUT A GROOVE ALL AROUND THE SHAFT. TWO OR THREE STROKES, THEN ROTATE SHAFT A LITTLE, THEN MORE STROKES. REPEAT UNTIL DONE ALL AROUND. WRAP SHAFT WITH BLUE TAPE AS A GUIDE BEFORE CUTTONG GROOVE. FINISH WITH A SQUARE-EDGE JEWELERS FILE IF NEEDED. GROOVE TO BE ABOUT .015DEEP BY .03 WIDE.

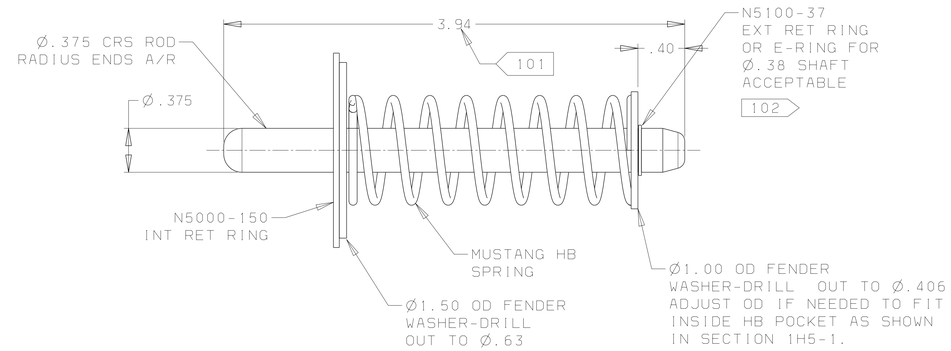

INTERMEDIATE PUSHROD ASSY
Scale: 2:1

MAKE IF YOU DO NOT HAVE ONE. OTHERWISE MODIFY YOUR EXISTING PART BY SHORTENING AS SHOWN.

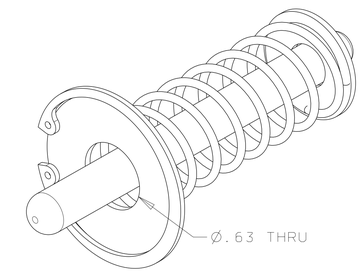

Isometric view[2]
Scale: 2:1

BY YOUR USE OF THIS DESIGN, IT IS YOUR RESPONSIBILITY FOR ANY LOSS OR DAMAGE TO PERSONS OR PROPERTY. WE PROVIDE THIS DESIGN FREE OF CHARGE FOR YOUR PERSONAL USE, AND THIS DESIGN MAY NOT BE USED FOR COMMERCIAL PURPOSES BY YOU OR YOUR ASSIGNS.

MC SPACER
SCALE: 1:1
.38 STEEL OR ALUMINUM

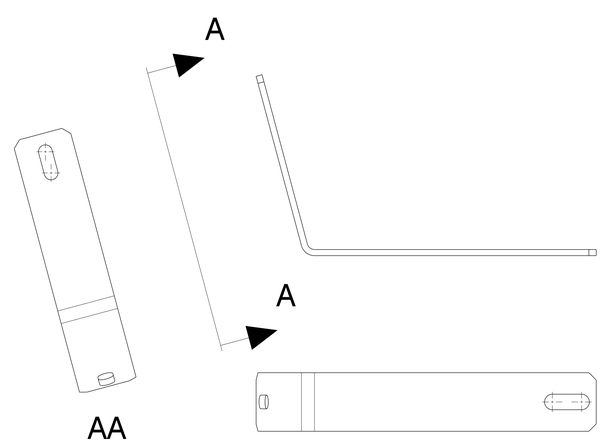

MC SUPPORT STRAP

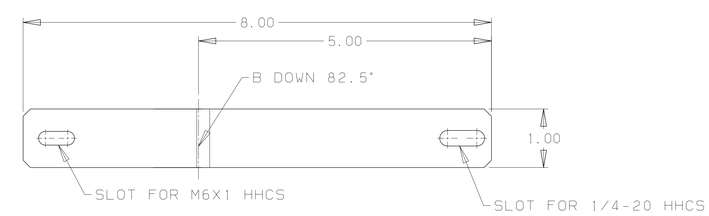

FLAT PATTERN

DETAIL NO	QUANTITY	NAME OF DETAIL	ZONE	MATERIAL	STOCK SIZE

EXCEPT AS NOTED
TOLERANCES DECIMAL
.X = ±.03
.XX = ±.010
.XXX = ±.005
ANGULAR= ±.5°
MACHINE FINISH 63

SCALE
ALL DIMENSIONS IN INCHES

FLOOR AREA	APPROX WT

REVISIONS	
REV	DATE
XXX	XX/XX/XX

	NAME	DATE
DESIGNED	G VAN SWEARINGEN	04/28/14
DETAILED	S VAN SWEARINGEN	04/28/14
CHECKED	XXXX	XX/XX/XX
DATASET CHECKED	XXXX	XX/XX/XX

E30-LS1
BMW E30 MC
1999 MUSTANG HB

FINISH
COLOR OR PROTECTIVE | SHT SIZE: E | REV: NEW | DWG NO | SHT NO